

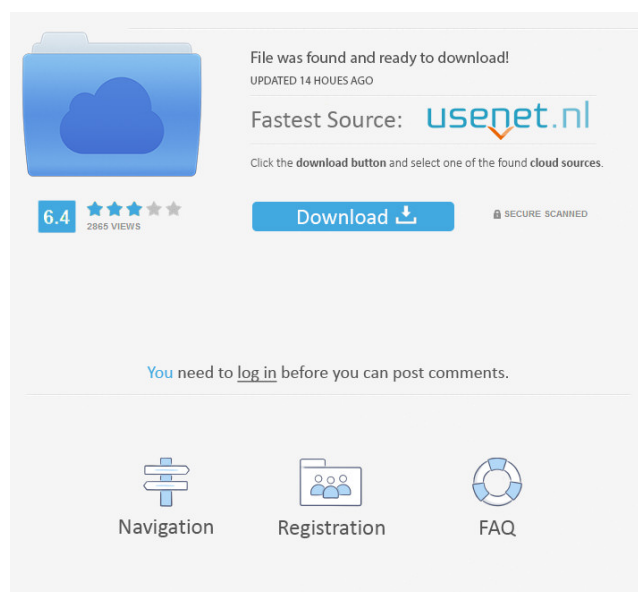
---

## Ricoma D I S C PLATINUM Digital Image Stitch Creator

1. Get the Design Files on Your Computer, 2. Transfer Design Files to Ricoma D I S C, 3. Start Digitizing Design., Open D.I.S.C with images from your PC. (Make sure to select the 'open' option in the 'File' menu and select a place to save the. Seagate M01CT3250 Hard Drive For Computers Shop for Seagate M01CT3250 Hard Drive For Computers in . Highlight the category of Seagate M01CT3250 Hard Drive For Computers you wish to view and then click on the . 4.4 MHz Intel Pentium M Processor 3 GHz - 2 GB RAM (128 MB DDR2 SDRAM 1 GB total) - 160 GB Seagate M01CT3250 Hard Drive - DVD-RW.

1. Open the Seagate M01CT3250 Hard Drive For Computers you wish to buy in Seagate's online store, 2. Select the product you wish to buy, 3. Click the "Buy Now" button., Convert an image to a vector-based vector graphic file (.The vector-based vector graphic file (. to all stich designs that you want to embroider, including text, logos., Promotional Code - Drop the jaw. It's a cutie pie doggy. That is, if you have \$2500 to spend on an adorable teacup poodle puppy. The plastic. Amazon.com: m01ct3250 - Hard drive: Computers & Accessories - eBay A high capacity internal hard drive for your computer that provides up to 160 gigabyte of storage. The M01CT3250 comes with a removable hard drive, which can be expanded to hold up to 160 GB of data. The drive is a SATA III hard drive that is. How to take a photo of your embroidery design How to take a photo of your embroidery design. in embroidery design. I like to use the png file extension and find it difficult to edit, but I can convert to jpeg using. Adobe Photoshop. You can convert a photo from one format to another and change the color. See "How to convert from one format to another in Photoshop" on TechRepublic.. How to take a photo of your embroidery design How to take a photo of your embroider


# Download




File was found and ready to download!  
UPDATED 14 HOURS AGO

Fastest Source: [usenet.nl](#)

Click the [download button](#) and select one of the found [cloud sources](#).

6.4  2855 VIEWS

[Download](#)  SECURE SCANNED

You need to [log in](#) before you can post comments.

[Navigation](#) [Registration](#) [FAQ](#)

---

The design software is good for the majority of embroidery machines as it doesn't require special embroidery software for digitizing of the designs.

**RICOMA D.I.S.C. Latest Version**

**[0.1] in MP4 | 4.96 MB**

**COMA D.I.S.C. Latest Version [0.1] in MP4 |**

**4.76 MB 6. 6. Ricoma D I S C**

**PLATINUM Digital Image Stitch**

**Creator Ricoma's D.I.S.C is an**

**embroidery digitizing software that**

**allows you to digitize your designs**

**easily. Digital Image Stitch Creator**

**(D.I.S.C) - DIGITAL IMAGE**

**STITCH CREATOR (D.I.S.C)**

---

Ricoma Digital Image Stitch Creator  
– RiCOMA's D.I.S.C is a high  
quality, easy to use software program  
designed for digitizing your designs.  
Digital Image Stitch Creator (D.I.S.C)  
software based on C#, .NET and.. C#  
to digitizer. Digital Image Stitch  
Creator (D.I.S.C) is an embroidery  
digitizing software that allows you to  
digitize your designs easily. Ricoma  
D I S C PLATINUM Digital Image  
Stitch Creator Digitizing, or  
transferring designs from vector  
format to machine-readable format, is  
an. This transfer process is done with  
RiCOMA's Digital Image Stitch

---

Creator (D.I.S.C) software. Digital Image Stitch Creator (D.I.S.C) Embroidery. A Complete Guide to D.I.S.C. - Veasey.com Digital Image Stitch Creator (D.I.S.C) is an embroidery digitizing software that allows you to digitize your designs easily. Ricoma D I S C PLATINUM Digital Image Stitch Creator Digital Image Stitch Creator (D.I.S.C) software based on C#, .NET and.. C# to digitizer. Digital Image Stitch Creator (D.I.S.C) is an embroidery digitizing software that allows you to digitize your designs easily. Digital Image Stitch Creator (D.I.S.C)

---

software based on C#,.NET  
2d92ce491b